

INTEGRATING ENVIRONMENTAL STEWARDSHIP VIA THE CDP SCORING METHODOLOGY

STOXX® Global Climate Impact & Climate Awareness Indices

March, 2017



Agenda

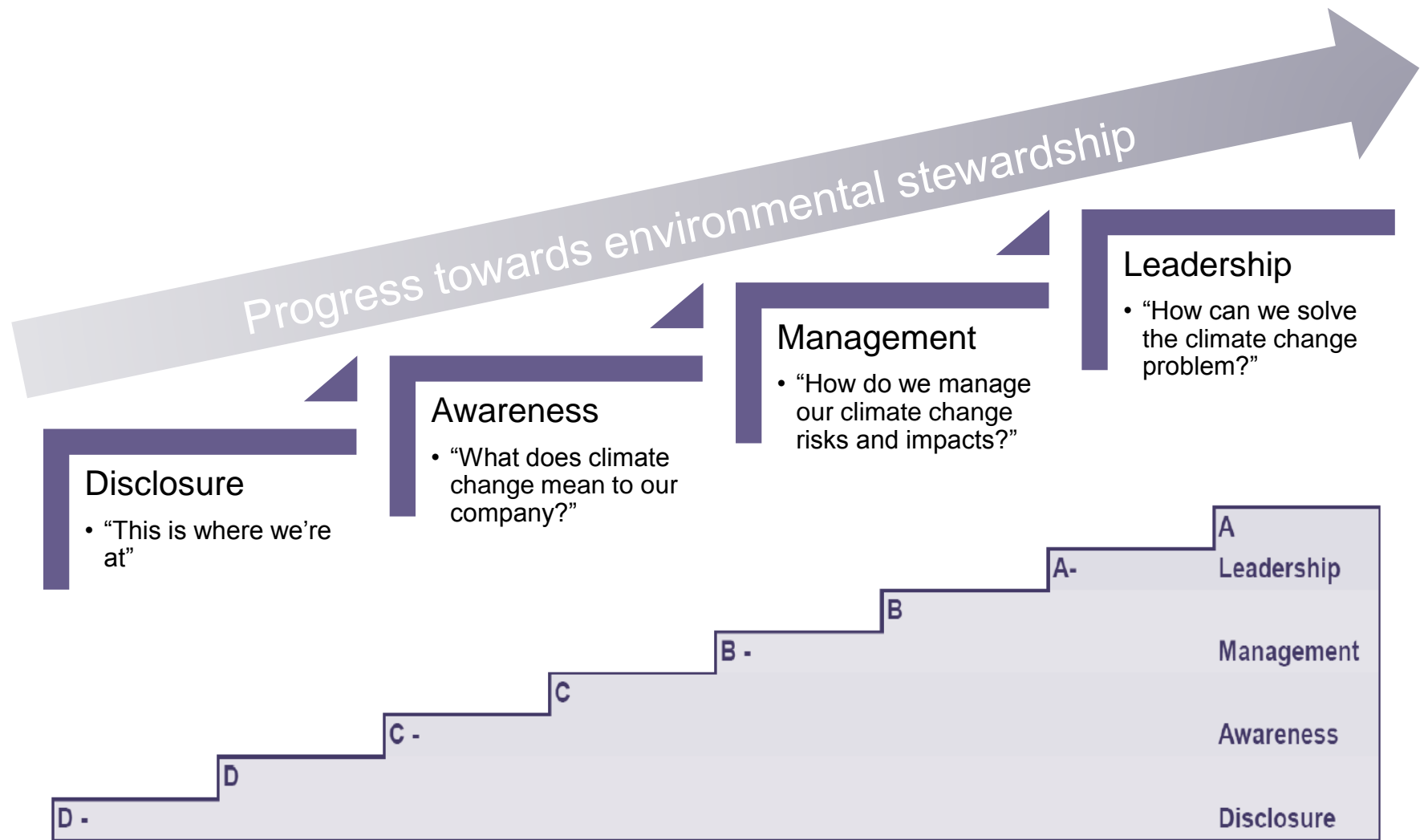
1. Methodology
2. Performance

Page 3

Page 7

2. METHODOLOGY

CDP's scoring approach and corresponding level



CDP Scoring Levels

STOXX Climate Awareness Indices

STOXX Climate Impact Indices

Disclosure (D & D-)

- » Measures completeness and comprehensiveness of the CDP response
- » Early stage companies can still get a good disclosure
- » It's the first step because it is the place to start

Awareness (C & C-)

- » Identifies companies who have looked at implications of climate change for and on their business
- » Recognises high level, contextual knowledge of environmental issues
- » It's the second step because it is a basis for action

Management (B & B-)

- » Seeks evidence of climate actions implemented
- » Requires company-specific understanding of climate change related issues
- » It's the third step because broad-based action precedes developing excellence

Leadership (A & A-)

- » Is based on companies disclosing particular actions which mark them as leaders, as well as high scores across all other levels
- » Scoring requires detailed company-specific explanations
- » Requirements to achieve leadership in 2016 will be challenging, but achievable



A high Leadership score will suggest that: 1) the company's climate change strategy is integrated throughout the business, 2) it is successfully managing climate change and risk and has advanced accounting in place, and looks to its environmental management as a source of opportunity and innovation and, 3) it looks beyond direct climate change risks and impacts to trying to tackle water issues in their wider context, and makes a public commitment to do this

STOXX® Global Climate Impact and Climate Awareness Indices

Methodology

Universe



- » STOXX® Global 1800
- » Exclude:
 - » ICB subsector Coal (1771)
 - » UN Global Compact Violations and Controversial Weapons

Selection



- » **Climate Impact:** Select all stocks from the Universe with a CDP Performance Band Score between A and B- (Leadership and Management)
- » **Climate Awareness:** Select all stocks from the Universe with a CDP Performance Band Score between A and C- (Leadership, Management and Awareness)

Weighting



- » Price weighted:
 - » Free-float market cap multiplied by the corresponding Z-score carbon intensity factor of each constituent with constituent capping at 5%
 - » Overweight stocks with lower carbon intensities, underweight those with higher emissions

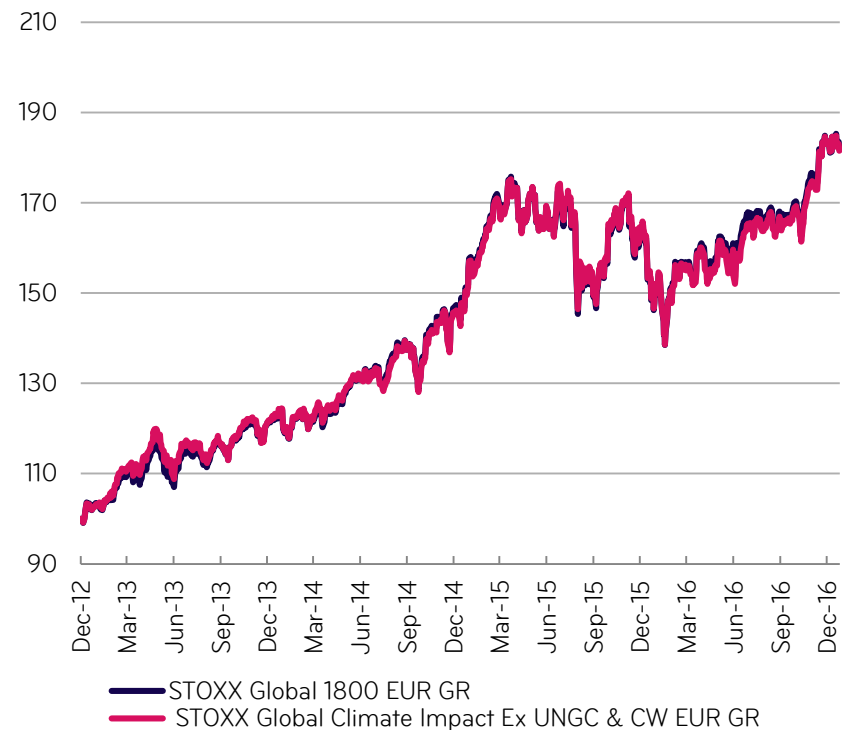
3. PERFORMANCE

STOXX Global Climate Impact GR (EUR) Index

Risk and return characteristics¹⁾

	STOXX Global Climate Impact GR (EUR)			STOXX® Global 1800 GR (EUR)		
	Overall ²⁾	1y ²⁾	3y ²⁾	Overall ²⁾	1y ²⁾	3y ²⁾
Performance (actual)	81.78%	21.85%	46.22%	82.21%	22.54%	47.11%
Performance (annualized)	15.42%	21.01%	13.11%	15.48%	21.68%	13.33%
Volatility (annualized)	13.62%	13.79%	14.74%	13.44%	13.24%	14.55%
Tracking error (annualized)	0.00%	0.00%	0.00%	2.01%	1.94%	1.92%
Maximum drawdown	20.94%	10.39%	20.94%	21.20%	10.12%	21.20%
Sharpe ratio (annualized)³⁾	1.13	1.47	0.92	1.14	1.57	0.94

Index performance

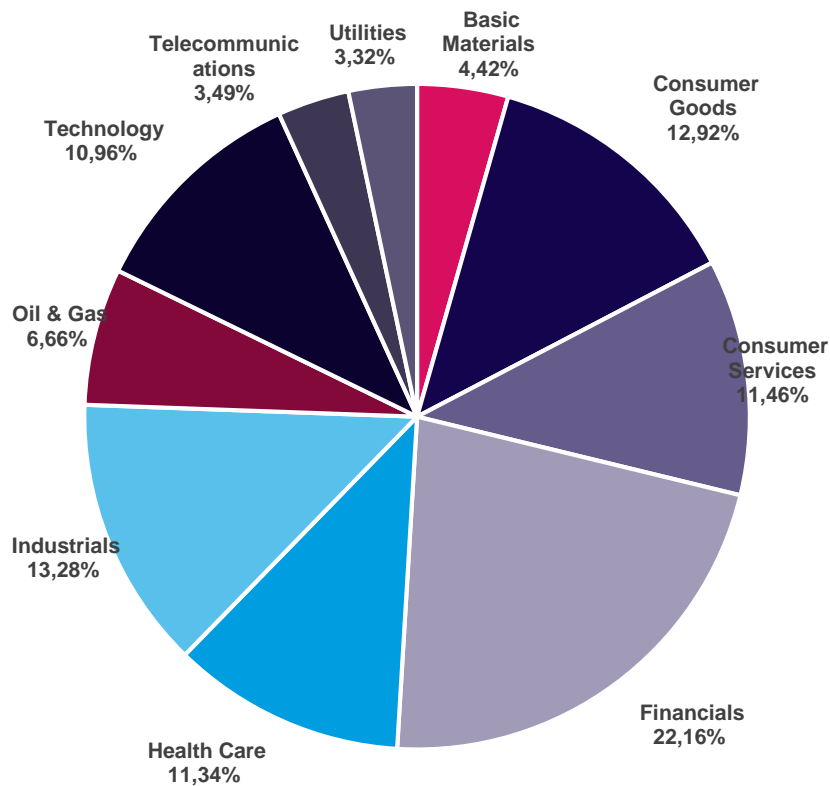


The STOXX Global Climate Impact GR (EUR) Index has a 66% lower carbon footprint than the STOXX® Global 1800 GR (EUR) Index

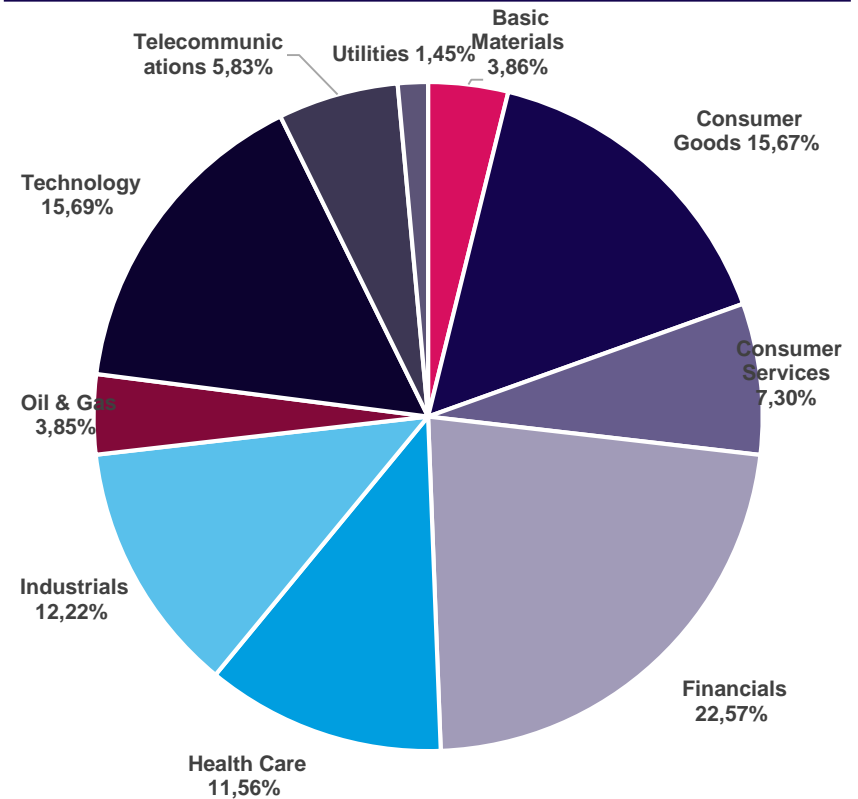
STOXX Global Climate Impact GR (EUR) Index

- Industry Allocation

STOXX® Global 1800 Industry weights¹⁾

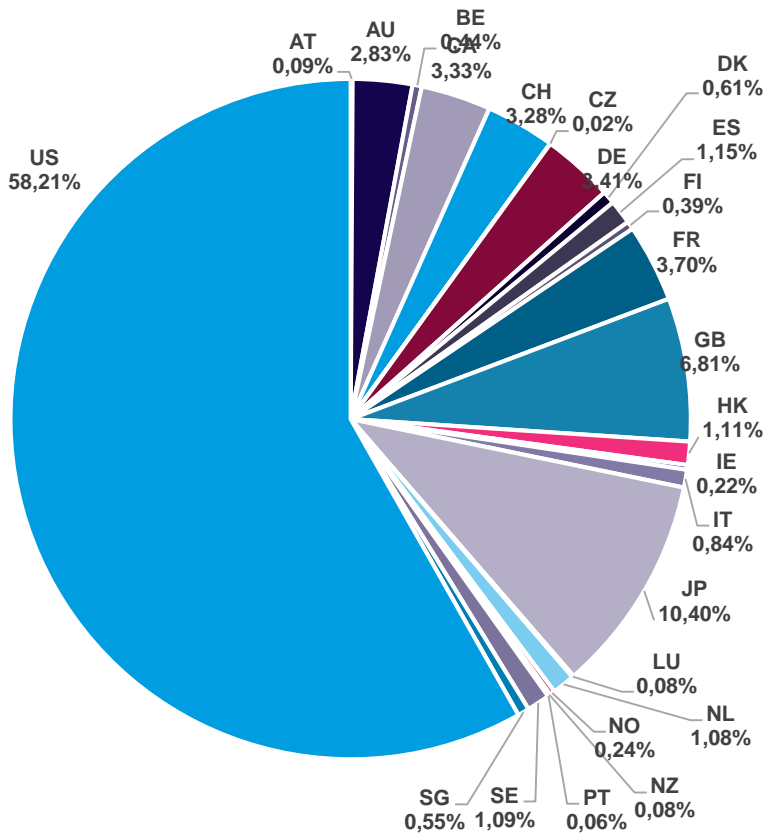


STOXX Global Climate Impact Industry weights¹⁾

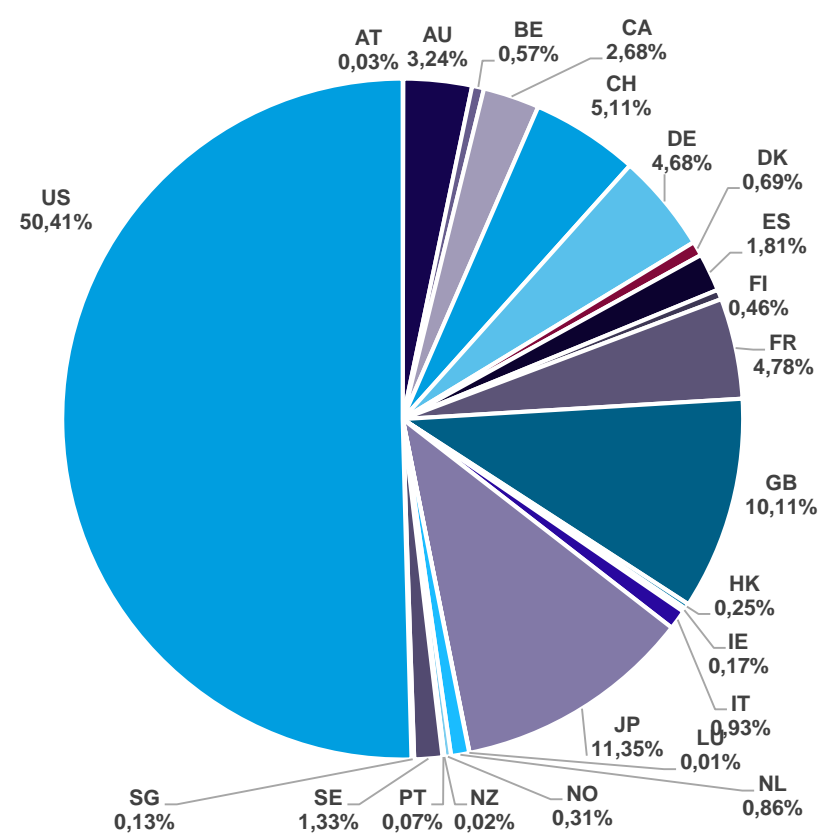


STOXX Global Climate Impact GR (EUR) Index - Country Allocation

STOXX® Global 1800 Country weights¹⁾



STOXX Global Climate Impact Country weights¹⁾

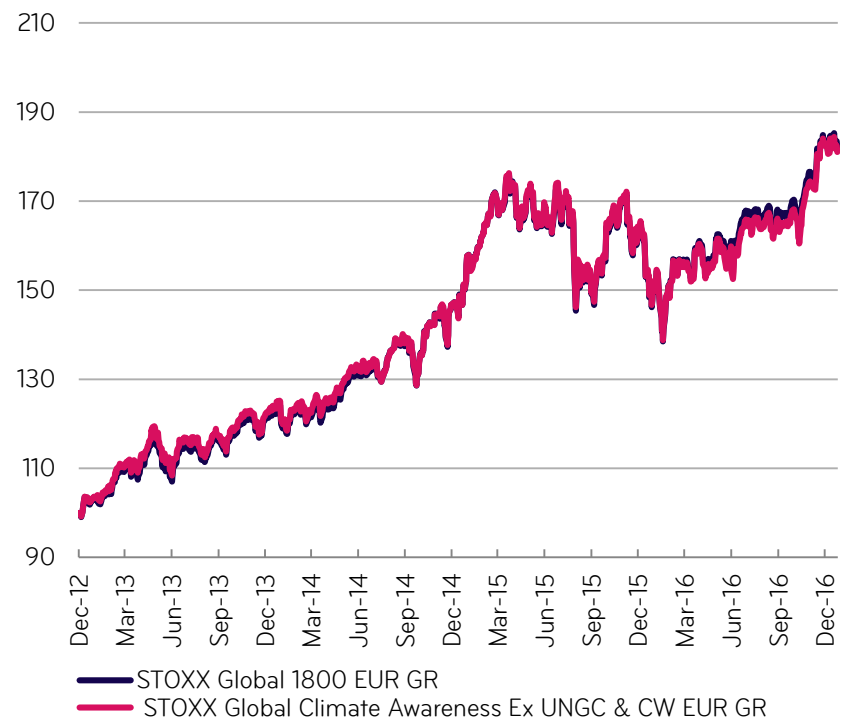


STOXX Global Climate Awareness GR (EUR) Index

Risk and return characteristics¹⁾

	STOXX Global Climate Awareness GR (EUR)			STOXX® Global 1800 GR (EUR)		
	Overall ²⁾	1y ²⁾	3y ²⁾	Overall ²⁾	1y ²⁾	3y ²⁾
Performance (actual)	81.29%	21.49%	44.98%	82.21%	22.54%	47.11%
Performance (annualized)	15.34%	20.67%	12.80%	15.48%	21.68%	13.33%
Volatility (annualized)	13.58%	13.64%	14.69%	13.44%	13.24%	14.55%
Tracking error (annualized)	0.00%	0.00%	0.00%	1.45%	1.35%	1.40%
Maximum drawdown	21.30%	10.23%	21.30%	21.20%	10.12%	21.20%
Sharpe ratio (annualized)³⁾	1.12	1.47	0.90	1.14	1.57	0.94

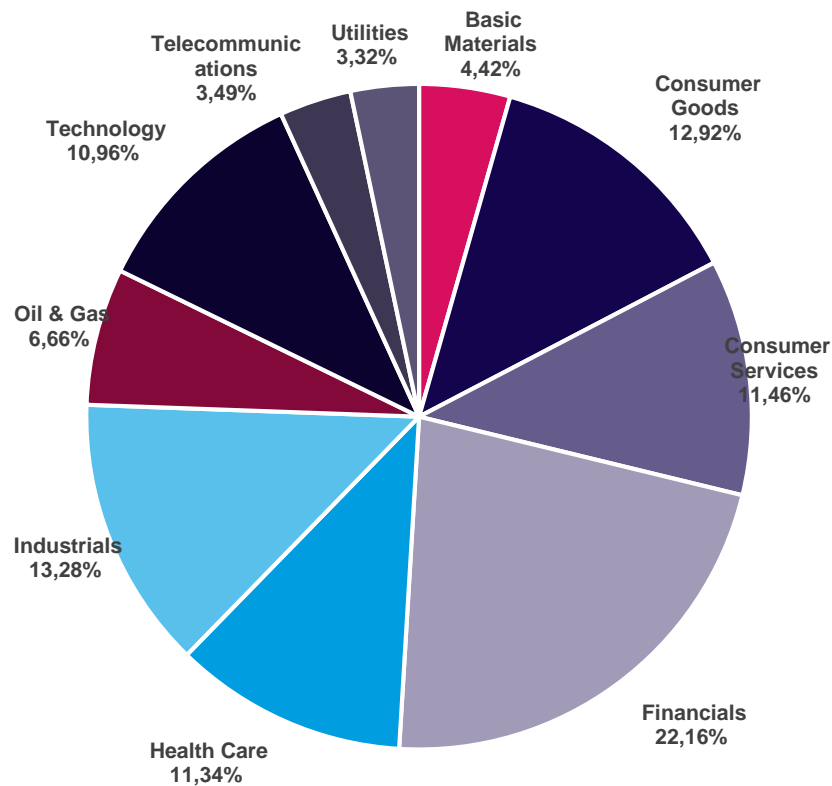
Index performance



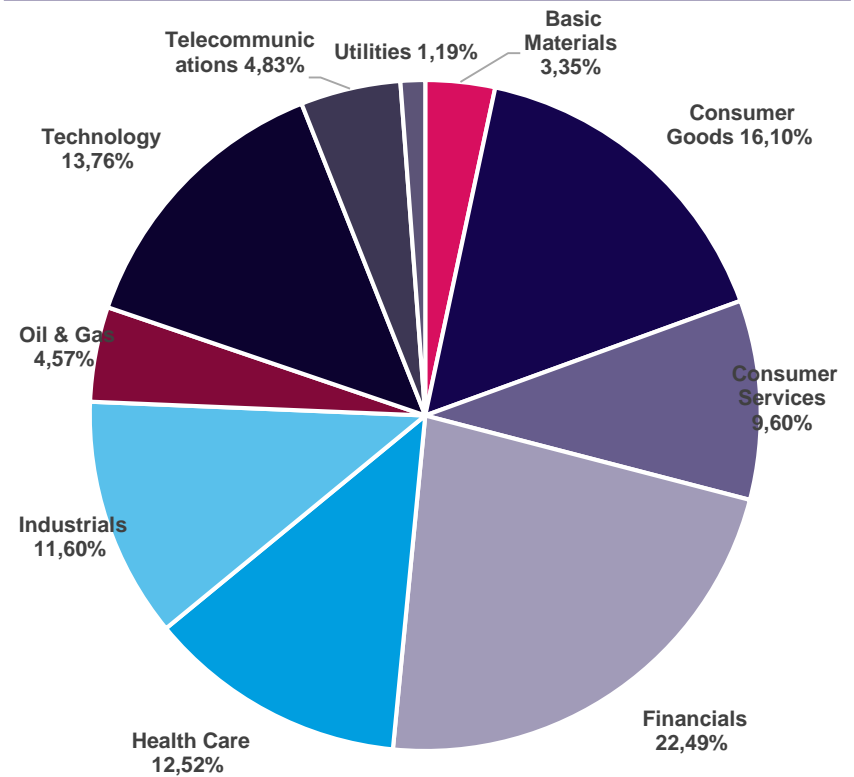
>> The STOXX Global Climate Awareness GR (EUR) Index has a 64% lower carbon footprint than the STOXX® Global 1800 GR (EUR) Index

STOXX Global Climate Awareness GR (EUR) Index - Industry Allocation

STOXX® Global 1800 GR EUR Industry weights¹⁾

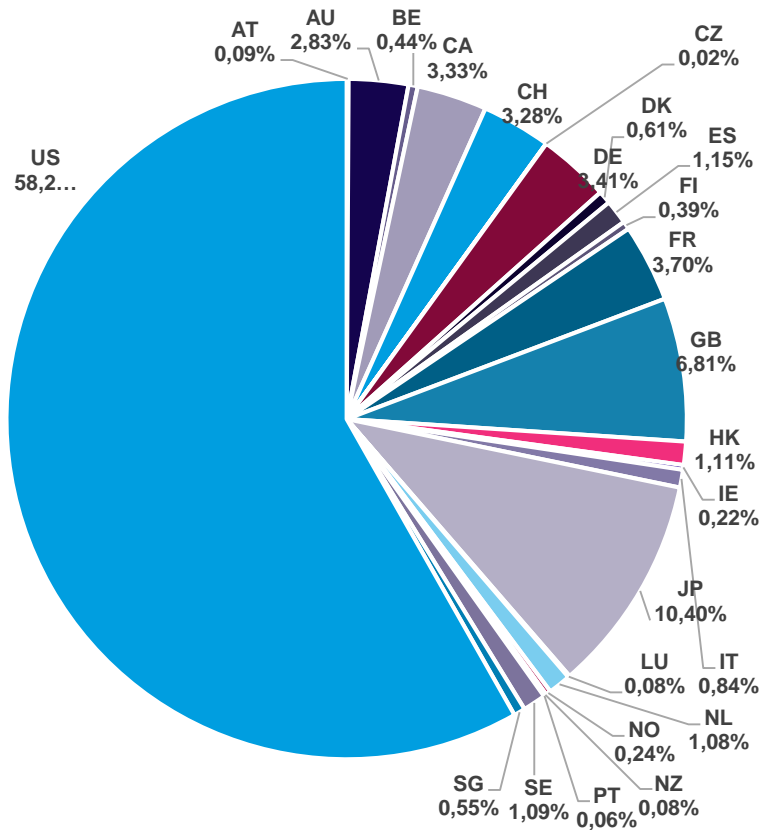


STOXX Global Climate Awareness Industry weights¹⁾

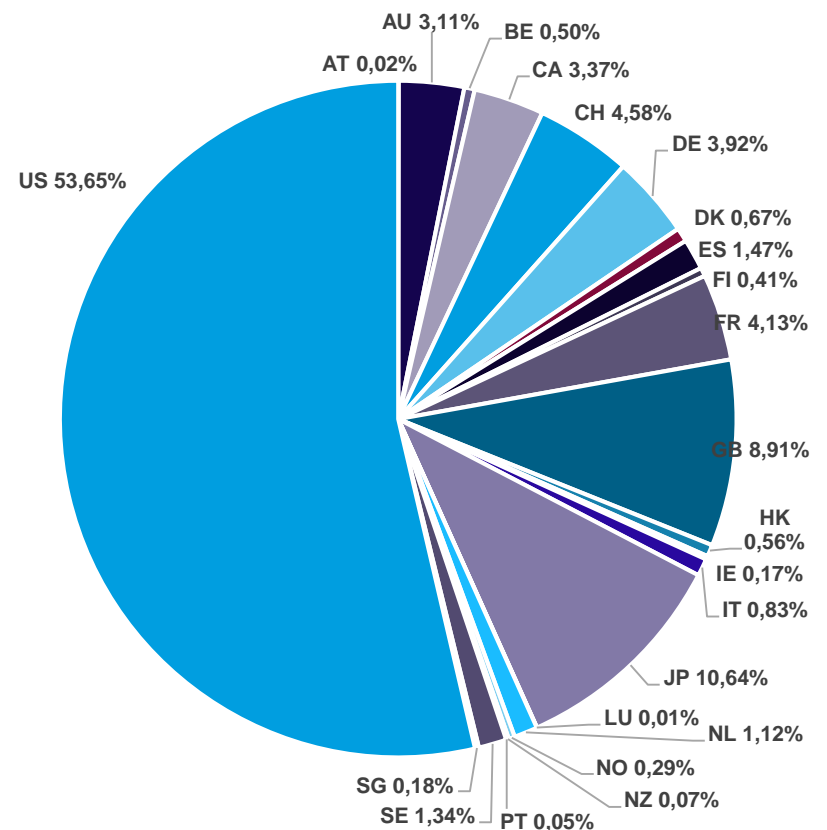


STOXX Global Climate Awareness GR (EUR) Index - Country Allocation

STOXX® Global 1800 Country weights¹⁾



STOXX Global Climate Awareness Country weights¹⁾



STOXX offices and contacts



Zurich (headquarters)

Manessestrasse 85
8045 Zurich
Switzerland
P +41 43 430 71 60

London

11 Westferry Circus, 1st floor
Canary Wharf
London E14 4HE
United Kingdom
P +44 207 862 7680

Frankfurt

Mergenthalerallee 61
65760 Eschborn
Germany
P +49 69 211 0

Sydney

STOXX Australia Pty Ltd.
Level 26
44 Market Street
Sydney NSW 2000
P +61 2 9089 8844

Tokyo

Marunouchi Kitaguchi
Building 27F
1-6-5 Otemachi Chiyoda-ku
Tokyo 100-0004
Japan
P +81-3-4578-6688

New York

One Rockefeller Plaza,
11th Fl.
New York, NY 10020
P +1 212 618 6362

Call a STOXX representative

Customer support
customersupport@stoxx.com
+41 43 430 72 72

Disclaimer

The indices in the presentation and the trademarks used in the index names are the intellectual property of STOXX Ltd., Deutsche Börse Group or their licensors.

The use of the STOXX® indices, DAX® indices or on any other indices supported by STOXX and of the respective index data for financial products or for other purposes requires a license from STOXX or Deutsche Börse Group. STOXX, Deutsche Börse Group and their licensors, research partners or data providers do not make any warranties or representations, express or implied, with respect to the timeliness, sequence, accuracy, completeness, currentness, merchantability, quality or fitness for any particular purpose of its index data. STOXX, Deutsche Börse Group and their licensors, research partners or data providers are not providing investment advice through the publication of indices or in connection therewith. In particular, the inclusion of a company in an index, its weighting, or the exclusion of a company from an index, does not in any way reflect an opinion of STOXX, Deutsche Börse Group or their licensors, research partners or data providers on the merits of that company. Financial instruments based on STOXX® indices, DAX® indices or on any other indices supported by STOXX are in no way sponsored, endorsed, sold or promoted by STOXX, Deutsche Börse Group and their licensors, research partners or data providers.

About STOXX

STOXX Ltd. is an established and leading index specialist, which started in Europe. The launch of the first STOXX® indices in 1998, including the EURO STOXX 50® Index, marked the beginning of a unique success story, based on the company's neutrality and independence. Since then, STOXX has been at the forefront of market developments and has continuously expanded its portfolio of innovative indices. STOXX now operates globally across all asset classes.

STOXX indices are licensed to more than 500 companies, which include the world's largest financial products issuers, capital owners and asset managers. STOXX indices are used not only as underlyings for financial products, such as ETFs, futures and options and structured products but also for risk and performance measurement. In addition, STOXX Ltd. is the marketing agent for DAX® indices.